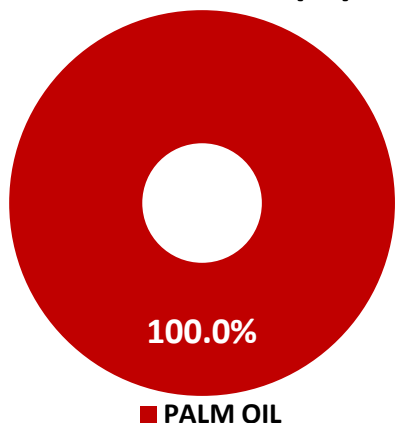


Delmon Products Limited – KSA

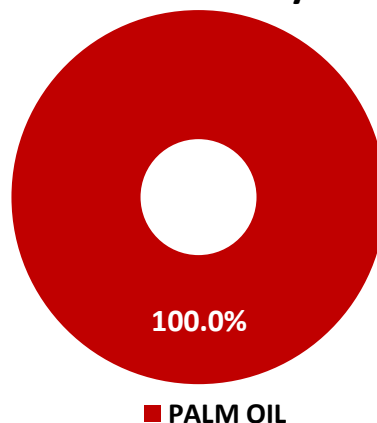
Overall Palm Oil Traceability to Mill: 100%

Jul - Dec 2020

Volume (%)



Overall Traceability to Mill



List of Supplying Mills - Palm Oil

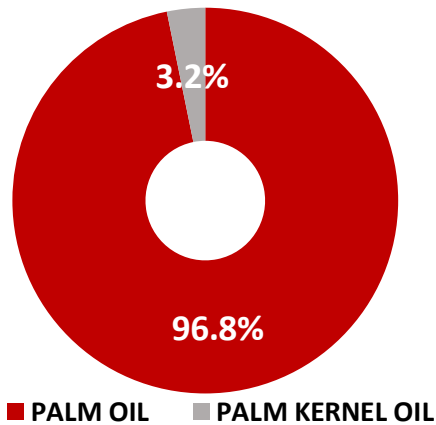
| Name of Refinery | Region | % of Supply | % Traceability to Mill | Mill List |
|---|-----------|-------------|------------------------|----------------------------|
| Bintulu Edible Oils Sdn Bhd | Malaysia | 36.0% | 36.0% | Click here |
| Mewaholeo Industries Sdn Bhd | Malaysia | 25.7% | 25.7% | Click here |
| PT. Wilmar Nabati Indonesia - Pelintung | Indonesia | 20.7% | 20.7% | Click here |
| PGEO Edible Oils Sdn Bhd | Malaysia | 16.6% | 16.6% | Click here |
| Bunge Lipid Enzymtec Sdn Bhd | Malaysia | 1.1% | 1.1% | Click here |
| | | 100% | 100% | |

Emirates Refining Company – UAE

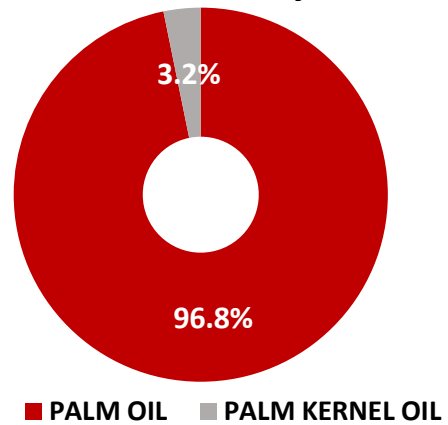
Overall Palm Oil Traceability to Mill: 100%

Jul - Dec 2020

Volume (%)



Overall Traceability to Mill



List of Supplying Mills - Palm Oil

| Name of Refinery | Region | % of Supply | % Traceability to Mill | Mill List |
|---|-----------|-------------|------------------------|----------------------------|
| PT. Synergy Oil Nusantara | Indonesia | 90.6% | 90.6% | Click here |
| Intercontinental Specialty Fats Sdn Bhd | Malaysia | 8.5% | 8.5% | Click here |
| FGV IFFCO Sdn Bhd | Malaysia | 0.8% | 0.8% | Click here |
| | | 100% | 100% | |

List of Supplying Mills - Palm Kernel Oil

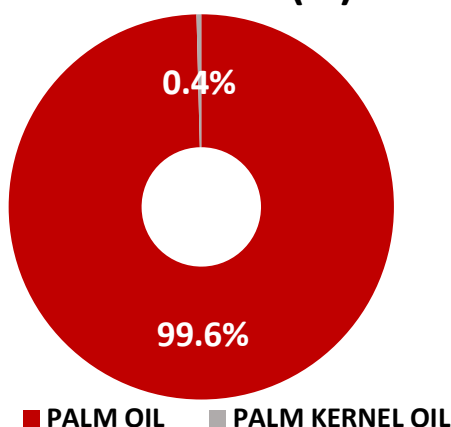
| Name of Refinery | Region | % of Supply | % Traceability to Mill | Mill List |
|---|----------|-------------|------------------------|----------------------------|
| FGV IFFCO Sdn Bhd | Malaysia | 58.1% | 58.1% | Click here |
| Intercontinental Specialty Fats Sdn Bhd | Malaysia | 21.2% | 21.2% | Click here |
| Mewah Oils Sdn Bhd | Malaysia | 20.8% | 20.8% | Click here |
| | | 100 | 100% | |

IFFCO EGYPT S.A.E – EGYPT

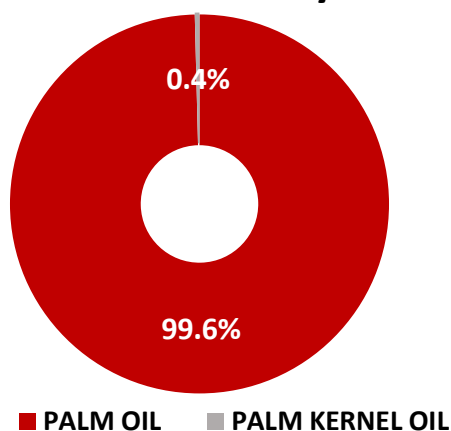
Overall Palm Traceability to Mill: 100%

Jul - Dec 2020

Volume (%)



Overall Traceability to Mill



List of Supplying Mills - Palm Oil

| Name of Refinery | Region | % of Supply | % Traceability to Mill | Mill List |
|--|-----------|-------------|------------------------|----------------------------|
| PT. Synergy Oil Nusantara | Indonesia | 98.3% | 98.3% | Click here |
| PT. Wilmar Nabati Indonesia - Pelitung | Indonesia | 1.7% | 1.7% | Click here |
| | | 100% | 100% | |

List of Supplying Mills - Palm Kernel Oil

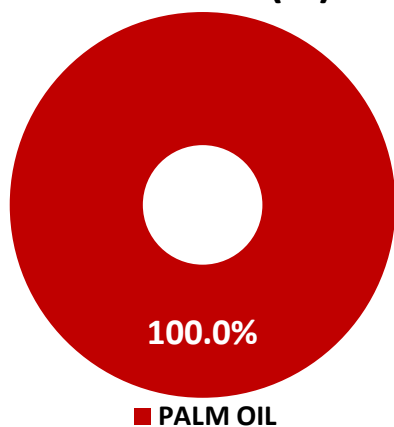
| Name of Refinery | Region | % of Supply | % Traceability to Mill | Mill List |
|---------------------------------------|-----------|-------------|------------------------|----------------------------|
| PT Wilmar Nabati Indonesia - Pelitung | Indonesia | 100.0% | 100.0% | Click here |
| | | 100 | 100% | |

IFFCO Pakistan Pvt Ltd – Pakistan

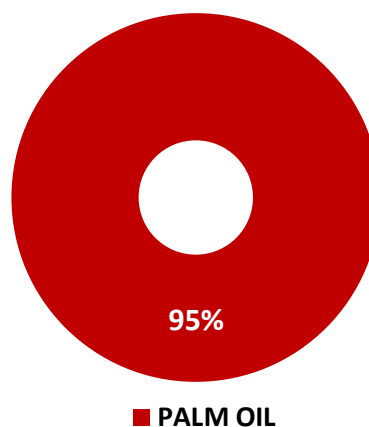
Overall Palm Oil Traceability to Mill: 95%

Jul - Dec 2020

Volume (%)



Overall Traceability to Mill



List of Supplying Mills - Palm Oil

| Name of Refinery/Aggregator | Region | % of Supply | % Traceability to Mill | Mill List |
|---------------------------------------|-----------|-------------|------------------------|---|
| Cargill International Trading Pte Ltd | Singapore | 29.7% | 29.7% | Click here |
| PT Synergy Oil Nusantara | Indonesia | 21.4% | 21.4% | Click here |
| Golden Agri Resources - Tarahan | Indonesia | 10.1% | 10.1% | Click here Click here |
| PT. Sari Dumai Sejati | Indonesia | 7.8% | 7.8% | Click here |
| Sime Darby Oils Pulau Laut | Indonesia | 6.2% | 6.2% | Click here |
| Golden Agri Resources – Belawan | Indonesia | 4.7% | 4.7% | Click here |
| AAStar Trading Pte Ltd | Singapore | 4.7% | 0.0% | N/A |
| PT Padang Raya Cakrawala | Indonesia | 3.1% | 3.1% | Click here |
| LDC East Indonesia | Indonesia | 1.6% | 1.6% | Click here |
| Golden Agri Resources - Lubuk Gaung | Indonesia | 1.6% | 1.6% | Click here |
| | | 100% | 95.3% | |