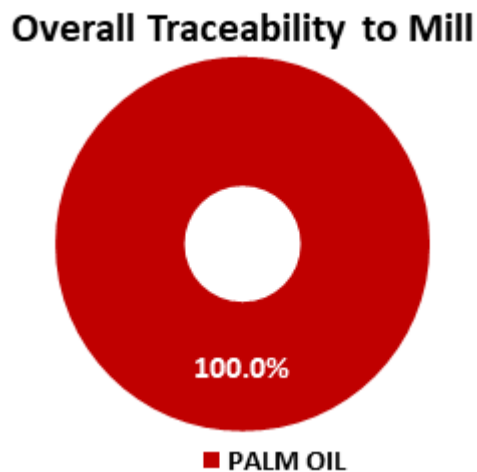
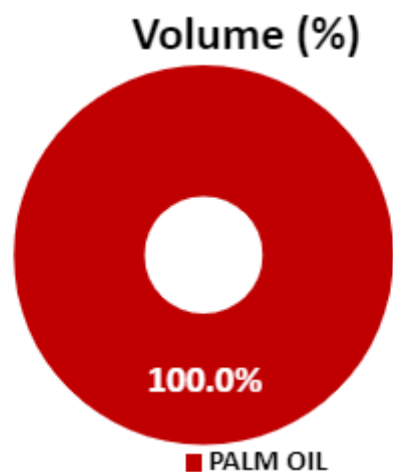


DELMON PRODUCTS SAUDI LIMITED COMPANY - KSA

Overall Palm Oil Traceability to Mill: 100%

July - December 2021



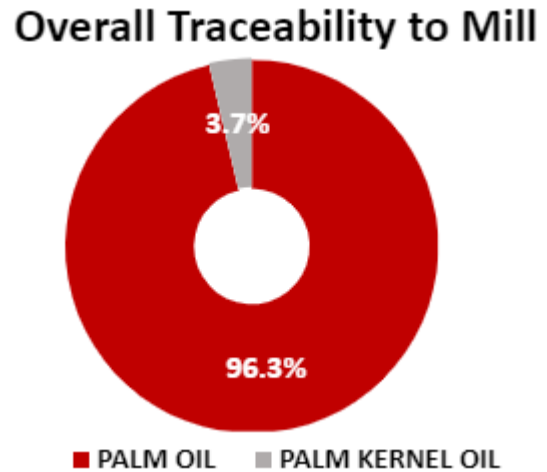
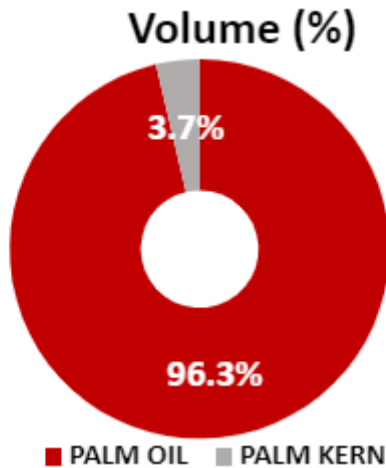
List of Supplying Mills - Palm Oil

Name of Refinery/Aggregator	Region	% of Supply	% Traceability to Mill	Mill List
Bintulu Edible Oils Sdn Bhd	Malaysia	94.5%	94.5%	Click here
Sime Darby Oils Bintulu Sdn Bhd	Malaysia	3.6%	3.6%	Click here
PT. Multimas Nabati Asahan - Kuala Tanjung	Indonesia	1.0%	1.0%	Click here
PT. Wilmar Nabati Indonesia - Pelintung	Indonesia	0.9%	0.9%	Click here
		100%	100%	

EMIRATES REFINING COMPANY - UAE

Overall Palm Oil Traceability to Mill: 100%

July - December 2021



List of Supplying Mills - Palm Oil

Name of Refinery/Aggregator	Region	% of Supply	% Traceability to Mill	Mill List
PT. Synergy Oil Nusantara	Malaysia	94.5%	94.5%	Click here
PT. Adhitya Serayakorita	Malaysia	3.6%	3.6%	Click here
FGV IFFCO Sdn Bhd	Indonesia	1.0%	1.0%	Click here
PT. Sari Dumai Sejati	Indonesia	0.9%	0.9%	Click here
		100%	100%	

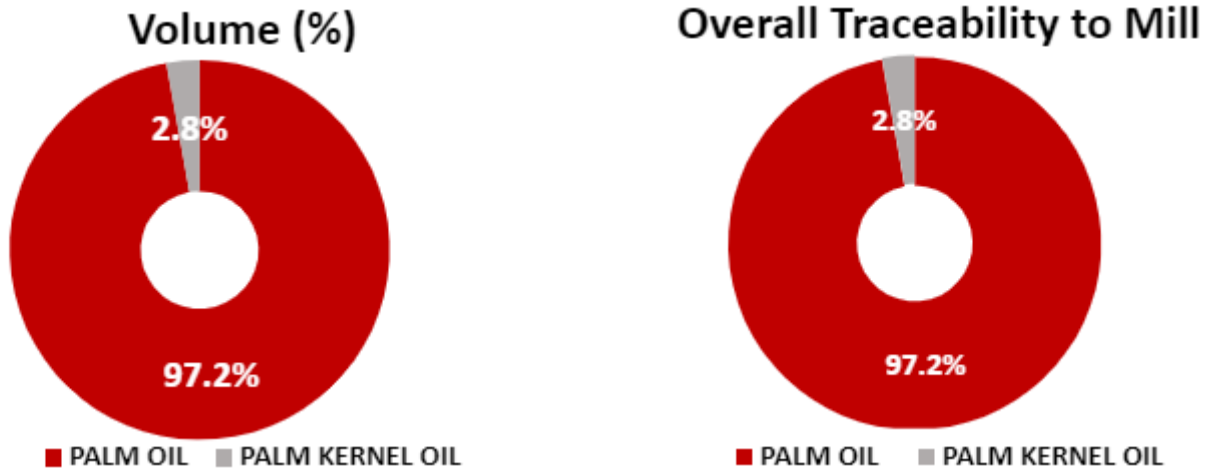
List of Supplying Mills - Palm Kernel Oil

Name of Refinery/Aggregator	Region	% of Supply	% Traceability to Mill	Mill List
FGV IFFCO Sdn Bhd	Malaysia	100%	100%	Click here
		100%	100%	

IFFCO EGYPT S.A.E - EGYPT

Overall Palm Oil Traceability to Mill: 100%

July - December 2021



List of Supplying Mills - Palm Oil

Name of Refinery/Aggregator	Region	% of Supply	% Traceability to Mill	Mill List
PT. Synergy Oil Nusantara	Indonesia	74.6%	74.6%	Click here
PT. Musim Mas - Batam Refinery	Indonesia	15.7%	15.7%	Click here
PT. Multimas Nabati Asahan - Kuala Tanjung	Indonesia	5.4%	5.4%	Click here
PT. Wilmar Nabati Indonesia - Pelintung	Indonesia	1.4%	1.4%	Click here
Bintulu Edible Oils Sdn Bhd	Malaysia	1.4%	1.4%	Click here
FGV IFFCO Sdn Bhd	Malaysia	1.4%	1.4%	Click here
		100%	100%	

List of Supplying Mills - Palm Kernel Oil

Name of Refinery/Aggregator	Region	% of Supply	% Traceability to Mill	Mill List
PT. Multimas Nabati Asahan - Kuala Tanjung	Indonesia	50.0%	50.0%	Click here
Bintulu Edible Oils Sdn Bhd	Malaysia	33.3%	33.3%	Click here
FGV IFFCO Sdn Bhd	Malaysia	16.7%	16.7%	Click here
		100%	100%	

PT. SYNERGY OIL NUSANTARA - INDONESIA

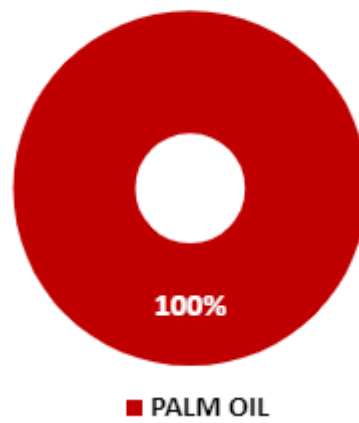
Overall Palm Traceability to Mill: 100%

July - December 2021

Volume (%)



Overall Traceability to Mill



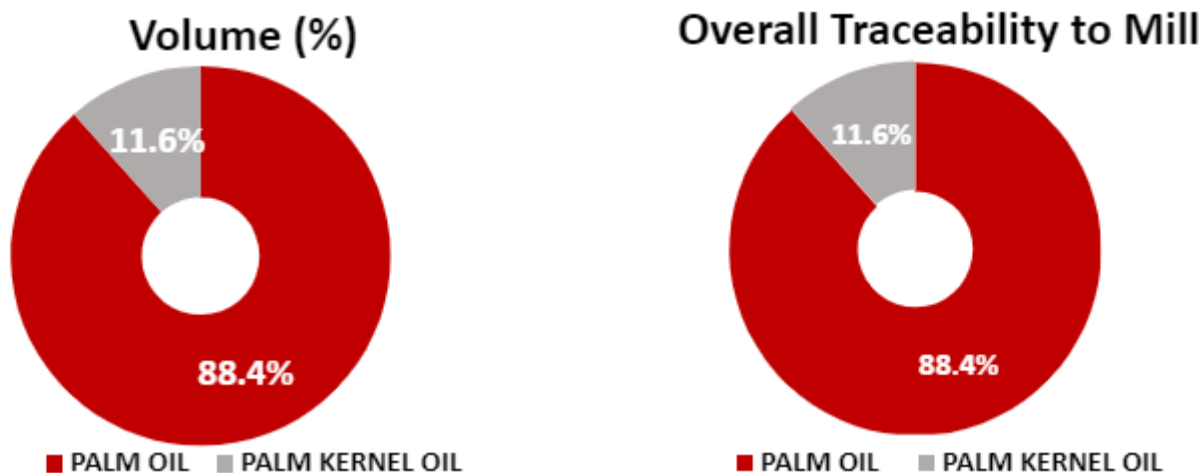
List of Supplying Mills - Palm Kernel Oil

Name of Refinery/Aggregator	Region	% of Supply	% Traceability to Mill	Mill List
PT. Synergy Oil Nusantara	Indonesia	100%	100%	Click here
		100%	100%	

IFFCO PAKISTAN Pvt Ltd - PAKISTAN

Overall Palm Traceability to Mill: 100%

July - December 2021



List of Supplying Mills - Palm Oil

Name of Refinery/Aggregator	Region	% of Supply	% Traceability to Mill	Mill List
PT. Padang Raya Cakrawala	Indonesia	41.1%	41.1%	Click here
Golden Agri Resources - Tarahan Refinery	Indonesia	16.1%	16.1%	Click here
Golden Agri Resources - Belawan Refinery	Indonesia	12.0%	12.0%	Click here
Golden Agri Resources - Lubuk Gaung Refinery	Indonesia	7.1%	7.1%	Click here
AAStar Trading Pte Ltd	Indonesia	6.3%	6.3%	Click here
Cargill International Trading Pte Ltd	Indonesia	6.3%	6.3%	Click here
Louis Dreyfus Company	Indonesia	6.3%	6.3%	Click here
PT. Kutai Refinery Nusantara	Indonesia	1.6%	1.6%	Click here
Golden Agri Resources -Tarjun Refinery	Indonesia	1.6%	1.6%	Click here
Mewah Oils Port Klang	Malaysia	1.6%	1.6%	Click here
		100%	100%	

List of Supplying Mills - Palm Kernel Oil

Name of Refinery/Aggregator	Region	% of Supply	% Traceability to Mill	Mill List
PT. Pelita Agung Agrindustri	Indonesia	54.2%	54.2%	Click here
PT. Padang Raya Cakrawala	Indonesia	33.7%	33.7%	Click here
PT. Permata Hijau Palm Oleo	Indonesia	12.1%	12.1%	Click here
		100%	100%	