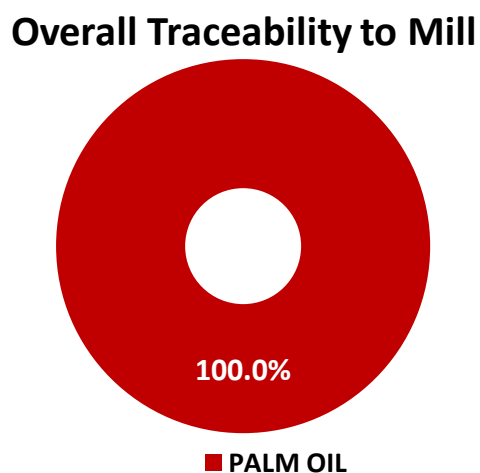
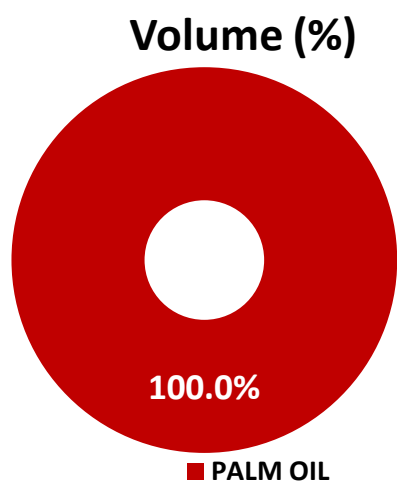


# DELMON PRODUCTS SAUDI LIMITED COMPANY – KSA

Overall Palm Oil Traceability to Mill: 100%

January - Jun 2021



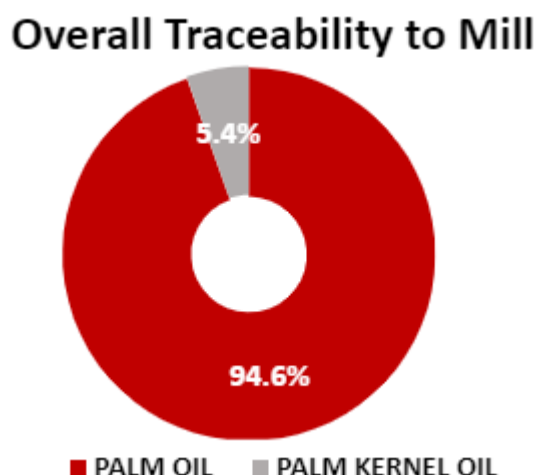
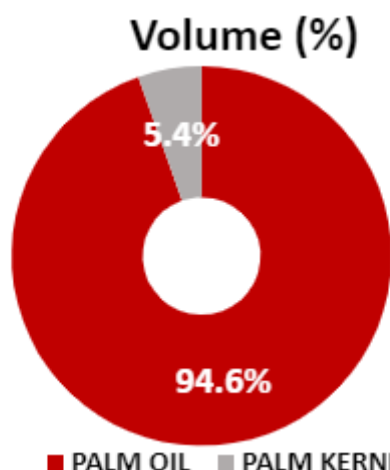
## List of Supplying Mills - Palm Oil

Name of Refinery/Aggregator	Region	% of Supply	% Traceability to Mill	Mill List
Bintulu Edible Oils Sdn Bhd	Malaysia	98.8%	98.8%	<a href="#">Click here</a>
PT. Wilmar Nabati Indonesia-Pelintung	Indonesia	1.2%	1.2%	<a href="#">Click here</a>
		100%	100%	

# EMIRATES REFINERY COMPANY – UAE

**Overall Palm Traceability to Mill: 100%**

**January - Jun 2021**



## List of Supplying Mills - Palm Oil

Name of Refinery/Aggregator	Region	% of Supply	% Traceability to Mill	Mill List
PT. Synergy Oil Nusantara	Indonesia	69.09%	98.8%	<a href="#">Click here</a>
Intercontinental Specialty Fats	Malaysia	9.1%	1.2%	<a href="#">Click here</a>
FGV IFFCO Sdn Bhd	Malaysia	5.6%	5.6%	<a href="#">Click here</a>
Sime Darby Oils Port Klang Refinery	Malaysia	5.2%	5.2%	<a href="#">Click here</a>
PT. Nagamas Palmoil Lestari	Indonesia	3.5%	3.5%	<a href="#">Click here</a>
PT. Musim Mas - Batam Refinery	Indonesia	3.0%	3.0%	<a href="#">Click here</a>
PT. Kreasijaya Adhikarya	Indonesia	2.7%	2.7%	<a href="#">Click here</a>
IOI Pan Century Oleochemicals	Malaysia	1.9%	1.9%	<a href="#">Click here</a>
		<b>100%</b>	<b>100%</b>	

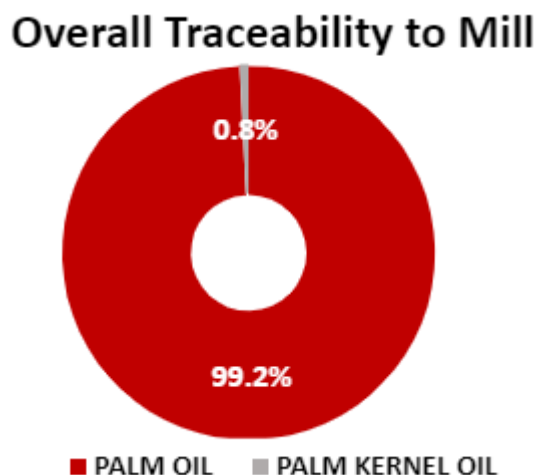
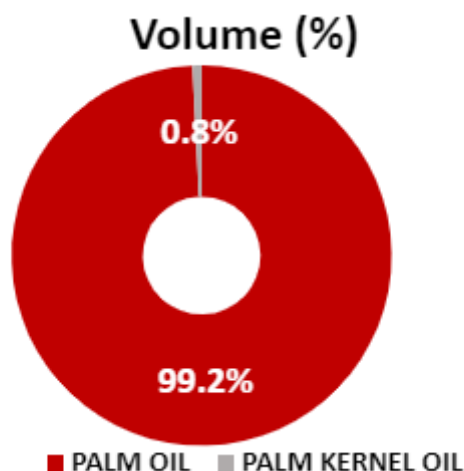
## List of Supplying Mills - Palm Kernel Oil

Name of Refinery/Aggregator	Region	% of Supply	% Traceability to Mill	Mill List
FGV IFFCO Sdn Bhd	Malaysia	100%	100%	<a href="#">Click here</a>
		<b>100%</b>	<b>100%</b>	

# IFFCO EGYPT S.A.E – EGYPT

**Overall Palm Traceability to Mill: 100%**

**January - Jun 2021**



## List of Supplying Mills - Palm Oil

Name of Refinery/Aggregator	Region	% of Supply	% Traceability to Mill	Mill List
PT. Synergy Oil Nusantara	Indonesia	67.05%	67.5%	<a href="#">Click here</a>
PT. Musim Mas Batam Refinery	Indonesia	23.1%	23.1%	<a href="#">Click here</a>
Bintulu Edible Oils Sdn Bhd	Malaysia	3.9%	3.9%	<a href="#">Click here</a>
PT. Wilmar Nabati Indonesia-Pelintung	Indonesia	3.9%	3.9%	<a href="#">Click here</a>
PT. Multimas Nabati Asahan-Kuala Tanjung	Indonesia	1.6%	1.6%	<a href="#">Click here</a>
		<b>100%</b>	<b>100%</b>	

## List of Supplying Mills - Palm Kernel Oil

Name of Refinery/Aggregator	Region	% of Supply	% Traceability to Mill	Mill List
PT. Multimas Nabati Asahan-Kuala Tanjung	Malaysia	100%	100%	<a href="#">Click here</a>
		<b>100%</b>	<b>100%</b>	

# PT. SYNERGY OIL NUSANTARA - INDONESIA

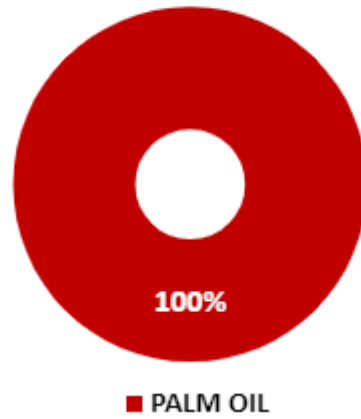
**Overall Palm Traceability to Mill: 100%**

**January - Jun 2021**

**Volume (%)**



**Overall Traceability to Mill**



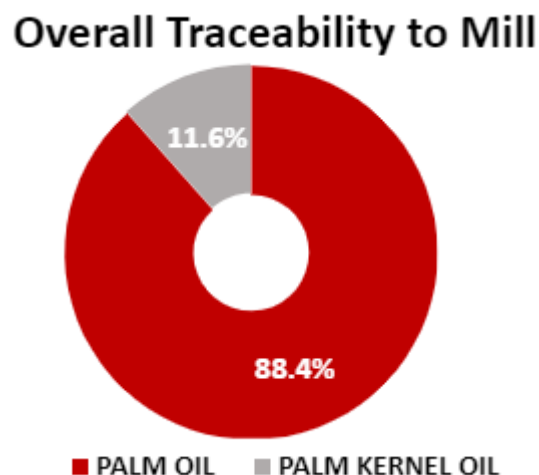
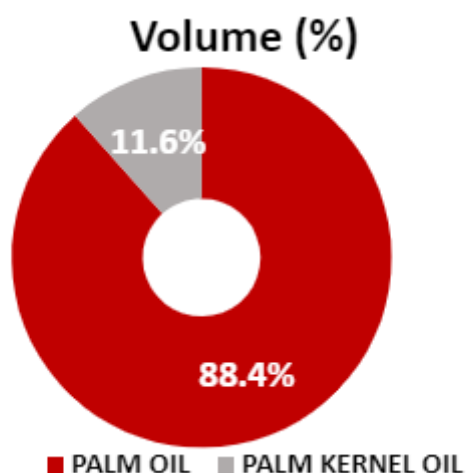
## List of Supplying Mills - Palm Kernel Oil

Name of Refinery/Aggregator	Region	% of Supply	% Traceability to Mill	Mill List
PT. Synergy Oil Nusantara	Indonesia	100%	100%	<a href="#">Click here</a>
		100%	100%	

# IFFCO PAKISTAN Pvt Ltd - PAKISTAN

**Overall Palm Traceability to Mill: 100%**

**January - Jun 2021**



## List of Supplying Mills - Palm Oil

Name of Refinery/Aggregator	Region	% of Supply	% Traceability to Mill	Mill List
PT. Padang Raya Cakrawala	Indonesia	26.5%	26.5%	<a href="#">Click here</a>
AAStar Trading Pte Ltd	Indonesia	25.0%	25.0%	<a href="#">Click here</a>
PT. Permata Hijau Palm Oleo	Indonesia	24.7%	24.7%	<a href="#">Click here</a>
Cargill International Trading Pte Ltd	Indonesia	13.6%	13.6%	<a href="#">Click here</a>
Golden Agri Resources - Lubuk Gaung Refinery	Indonesia	5.1%	5.1%	<a href="#">Click here</a>
Golden Agri Resources - Tarahan Refinery	Indonesia	5.1%	5.1%	<a href="#">Click here</a>
		<b>100%</b>	<b>100%</b>	

## List of Supplying Mills - Palm Kernel Oil

Name of Refinery/Aggregator	Region	% of Supply	% Traceability to Mill	Mill List
PT. Permata Hijau Palm Oleo	Indonesia	100%	100%	<a href="#">Click here</a>
		<b>100%</b>	<b>100%</b>	